


# PRODUCTIVITY TIP

## HOW TO MINIMIZE CORD HASSLE

To avoid frustrating tangles and cord damage, follow one of the patterns below to minimize cord disturbance while blowing snow with your Toro electric snowblower.

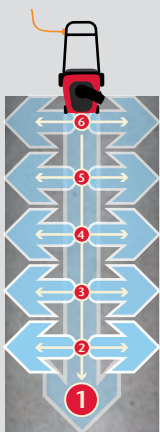
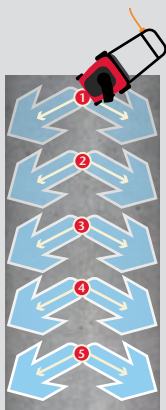


### VACUUM PATTERN

Start at the top corner of driveway and go forward and back in 3' - 5' (1 m - 1.5 m) sections, similar to how you would use a vacuum cleaner. Repeat until you reach the end of driveway.

### DIAGONAL PATTERN

Start in the middle of driveway and proceed 3' - 5' (1 m - 1.5 m) ahead diagonally to edge of driveway. Pull straight back and do same angle on opposite side of driveway. Repeat until you reach end of driveway.



### MID-POINT PATTERN

Start by clearing a row down the center of your driveway. Work your way back up the driveway by clearing from the center to each edge. Repeat until you reach the top of driveway.